

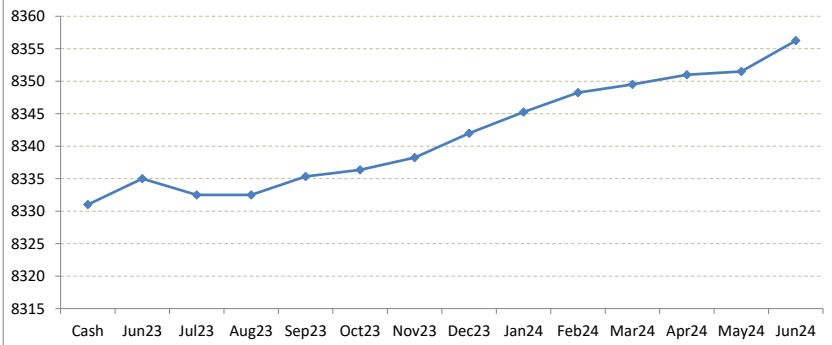
# LME Valuation - Copper

Cash - 3M: 3.99c

Date: 2023-06-05

Cash	8331.01	Cash-Jun23	Cash-Jul23	Cash-Aug23	Cash-Sep23	Cash-Oct23	Cash-Nov23	Cash-Dec23	Cash-Jan24	Cash-Feb24	Cash-Mar24	Cash-Apr24	Cash-May24
<b>3M</b>	<b>8335.00</b>	4.00c	1.50c	1.50c	4.34c	5.34c	7.24c	10.99c	14.24c	17.24c	18.49c	19.99c	20.49c
Jun23	8335.01												
Jul23	8332.51	Jun23-3M	Jul23-3M	Aug23-3M	3M-Sep23	3M-Oct23	3M-Nov23	3M-Dec23	3M-Jan24	3M-Feb24	3M-Mar24	3M-Apr24	3M-May24
Aug23	8332.51	0.01b	2.49c	2.49c	0.35c	1.35c	3.25c	7.00c	10.25c	13.25c	14.50c	16.00c	16.50c
Sep23	8335.35												
Oct23	8336.35	Jun23-Jul23	Jul23-Aug23	Aug23-Sep23	Sep23-Oct23	Oct23-Nov23	Nov23-Dec23	Dec23-Jan24	Jan24-Feb24	Feb24-Mar24	Mar24-Apr24	Apr24-May24	May24-Jun24
Nov23	8338.25	2.50b	0.00b	2.84c	1.00c	1.90c	3.75c	3.25c	3.00c	1.25c	1.50c	0.50c	4.75c
Dec23	8342.00												
Jan24	8345.25	Jul23	Aug23	Sep23	Oct23	Nov23	Dec23	Jan24	Feb24	Mar24	Apr24	May24	Jun24
Feb24	8348.25	2.50b	2.50b	0.34c	1.34c	3.24c	6.99c	10.24c	13.24c	14.49c	15.99c	16.49c	21.24c
Mar24	8349.50	Jul23	0.00b	2.84c	3.84c	5.74c	9.49c	12.74c	15.74c	16.99c	18.49c	18.99c	23.74c
Apr24	8351.00		Aug23	2.84c	3.84c	5.74c	9.49c	12.74c	15.74c	16.99c	18.49c	18.99c	23.74c
May24	8351.50			Sep23	1.00c	2.90c	6.65c	9.90c	12.90c	14.15c	15.65c	16.15c	20.90c
Jun24	8356.25				Oct23	1.90c	5.65c	8.90c	11.90c	13.15c	14.65c	15.15c	19.90c
						Nov23	3.75c	7.00c	10.00c	11.25c	12.75c	13.25c	18.00c
							Dec23	3.25c	6.25c	7.50c	9.00c	9.50c	14.25c
								Jan24	3.00c	4.25c	5.75c	6.25c	11.00c
									Feb24	1.25c	2.75c	3.25c	8.00c
										Mar24	1.50c	2.00c	6.75c
											Apr24	0.50c	5.25c
												May24	4.75c
													Jun24

Forward Curve



\*본 자료는 LME에서 공시하는 Valuation을 토대로 작성된 것으로 실제 거래 시의 스프레드와는 무관합니다.

\*\* Source: Reuters

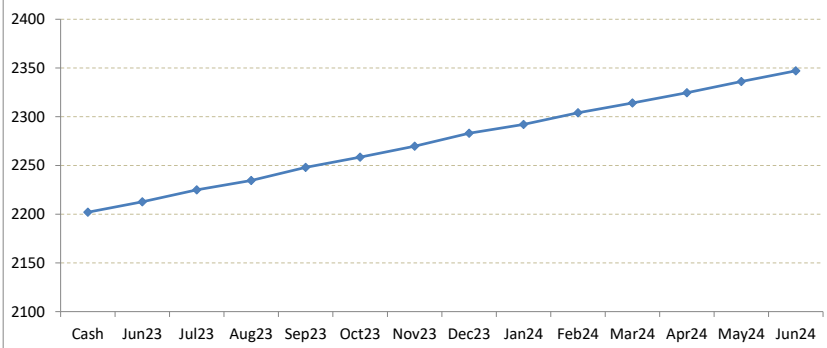
# LME Valuation - Aluminium

Cash - 3M: 42.00c

Date: 2023-06-05

Cash	2202.00	Cash-Jun23	Cash-Jul23	Cash-Aug23	Cash-Sep23	Cash-Oct23	Cash-Nov23	Cash-Dec23	Cash-Jan24	Cash-Feb24	Cash-Mar24	Cash-Apr24	Cash-May24
3M	2244.00	10.75c	23.00c	32.50c	46.00c	56.50c	67.75c	81.00c	90.10c	102.00c	112.10c	122.60c	134.10c
Jun23	2212.75												
Jul23	2225.00	Jun23-3M	Jul23-3M	Aug23-3M	3M-Sep23	3M-Oct23	3M-Nov23	3M-Dec23	3M-Jan24	3M-Feb24	3M-Mar24	3M-Apr24	3M-May24
Aug23	2234.50	31.25c	19.00c	9.50c	4.00c	14.50c	25.75c	39.00c	48.10c	60.00c	70.10c	80.60c	92.10c
Sep23	2248.00												
Oct23	2258.50	Jun23-Jul23	Jul23-Aug23	Aug23-Sep23	Sep23-Oct23	Oct23-Nov23	Nov23-Dec23	Dec23-Jan24	Jan24-Feb24	Feb24-Mar24	Mar24-Apr24	Apr24-May24	May24-Jun24
Nov23	2269.75	12.25c	9.50c	13.50c	10.50c	11.25c	13.25c	9.10c	11.90c	10.10c	10.50c	11.50c	11.00c
Dec23	2283.00												
Jan24	2292.10	Jul23	Aug23	Sep23	Oct23	Nov23	Dec23	Jan24	Feb24	Mar24	Apr24	May24	Jun24
Feb24	2304.00	12.25c	21.75c	35.25c	45.75c	57.00c	70.25c	79.35c	91.25c	101.35c	111.85c	123.35c	134.35c
Mar24	2314.10	Jul23	9.50c	23.00c	33.50c	44.75c	58.00c	67.10c	79.00c	89.10c	99.60c	111.10c	122.10c
Apr24	2324.60		Aug23	13.50c	24.00c	35.25c	48.50c	57.60c	69.50c	79.60c	90.10c	101.60c	112.60c
May24	2336.10			Sep23	10.50c	21.75c	35.00c	44.10c	56.00c	66.10c	76.60c	88.10c	99.10c
Jun24	2347.10				Oct23	11.25c	24.50c	33.60c	45.50c	55.60c	66.10c	77.60c	88.60c
						Nov23	13.25c	22.35c	34.25c	44.35c	54.85c	66.35c	77.35c
							Dec23	9.10c	21.00c	31.10c	41.60c	53.10c	64.10c
								Jan24	11.90c	22.00c	32.50c	44.00c	55.00c
									Feb24	10.10c	20.60c	32.10c	43.10c
										Mar24	10.50c	22.00c	33.00c
											Apr24	11.50c	22.50c
												May24	11.00c
													Jun24

Forward Curve



\*본 자료는 LME에서 공시하는 Valuation을 토대로 작성된 것으로 실제 거래 시의 스프레드와는 무관합니다.

\*\* Source: Reuters

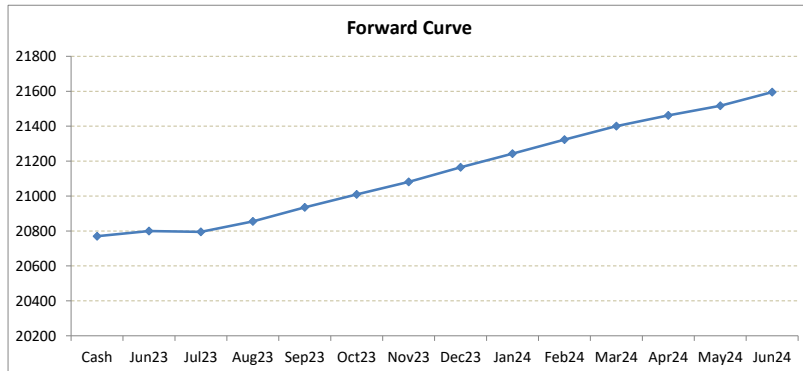
# LME Valuation - Nickel

Cash - 3M: 128.00c

Date: 2023-06-05

**Cash 20770.00**  
**3M 20898.00**  
 Jun23 **20800.00**  
 Jul23 **20795.00**  
 Aug23 **20855.00**  
 Sep23 **20935.00**  
 Oct23 **21009.00**  
 Nov23 **21081.00**  
 Dec23 **21165.00**  
 Jan24 **21243.00**  
 Feb24 **21323.00**  
 Mar24 **21400.00**  
 Apr24 **21462.00**  
 May24 **21517.00**  
 Jun24 **21595.00**

	Cash-Jun23	Cash-Jul23	Cash-Aug23	Cash-Sep23	Cash-Oct23	Cash-Nov23	Cash-Dec23	Cash-Jan24	Cash-Feb24	Cash-Mar24	Cash-Apr24	Cash-May24	
Cash	30.00c	25.00c	85.00c	165.00c	239.00c	311.00c	395.00c	473.00c	553.00c	630.00c	692.00c	747.00c	
	Jun23-3M	Jul23-3M	Aug23-3M	3M-Sep23	3M-Oct23	3M-Nov23	3M-Dec23	3M-Jan24	3M-Feb24	3M-Mar24	3M-Apr24	3M-May24	
3M	98.00c	103.00c	43.00c	37.00c	111.00c	183.00c	267.00c	345.00c	425.00c	502.00c	564.00c	619.00c	
	Jun23-Jul23	Jul23-Aug23	Aug23-Sep23	Sep23-Oct23	Oct23-Nov23	Nov23-Dec23	Dec23-Jan24	Jan24-Feb24	Feb24-Mar24	Mar24-Apr24	Apr24-May24	May24-Jun24	
3rd wed	5.00b	60.00c	80.00c	74.00c	72.00c	84.00c	78.00c	80.00c	77.00c	62.00c	55.00c	78.00c	
	Jul23	Aug23	Sep23	Oct23	Nov23	Dec23	Jan24	Feb24	Mar24	Apr24	May24	Jun24	
Jun23	5.00b	55.00c	135.00c	209.00c	281.00c	365.00c	443.00c	523.00c	600.00c	662.00c	717.00c	795.00c	
Jul23		60.00c	140.00c	214.00c	286.00c	370.00c	448.00c	528.00c	605.00c	667.00c	722.00c	800.00c	
Aug23			80.00c	154.00c	226.00c	310.00c	388.00c	468.00c	545.00c	607.00c	662.00c	740.00c	
Sep23				80.00c	154.00c	226.00c	310.00c	388.00c	468.00c	545.00c	607.00c	740.00c	
Oct23					74.00c	146.00c	230.00c	308.00c	388.00c	465.00c	527.00c	582.00c	
Nov23						72.00c	156.00c	234.00c	314.00c	391.00c	453.00c	508.00c	
Dec23							84.00c	162.00c	242.00c	319.00c	381.00c	436.00c	
Jan24								78.00c	158.00c	235.00c	297.00c	352.00c	
Feb24									80.00c	157.00c	219.00c	274.00c	
Mar24										77.00c	139.00c	194.00c	
Apr24											62.00c	117.00c	
May24												55.00c	
Jun24													78.00c



\*본 자료는 LME에서 공시하는 Valuation을 토대로 작성된 것으로 실제 거래 시의 스프레드와는 무관합니다.

\*\* Source: Reuters

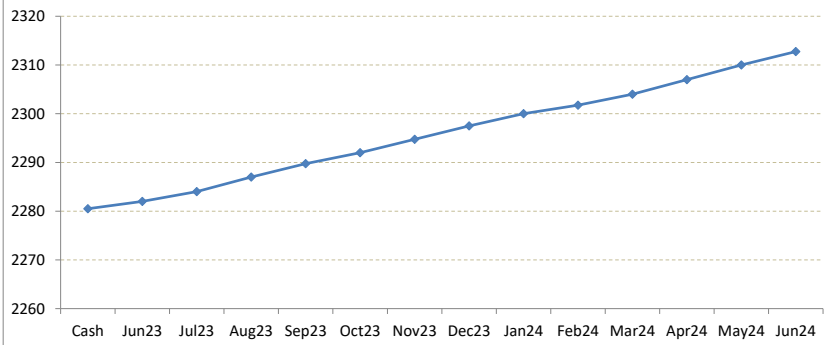
# LME Valuation - Zinc

Cash - 3M: 8.00c

Date: 2023-06-05

<b>Cash</b>	<b>2280.50</b>	Cash-Jun23	Cash-Jul23	Cash-Aug23	Cash-Sep23	Cash-Oct23	Cash-Nov23	Cash-Dec23	Cash-Jan24	Cash-Feb24	Cash-Mar24	Cash-Apr24	Cash-May24
<b>3M</b>	<b>2288.50</b>	1.50c	3.50c	6.50c	9.25c	11.50c	14.25c	17.00c	19.50c	21.25c	23.50c	26.50c	29.50c
Jun23	<b>2282.00</b>												
Jul23	<b>2284.00</b>	Jun23-3M	Jul23-3M	Aug23-3M	3M-Sep23	3M-Oct23	3M-Nov23	3M-Dec23	3M-Jan24	3M-Feb24	3M-Mar24	3M-Apr24	3M-May24
Aug23	<b>2287.00</b>	6.50c	4.50c	1.50c	1.25c	3.50c	6.25c	9.00c	11.50c	13.25c	15.50c	18.50c	21.50c
Sep23	<b>2289.75</b>												
Oct23	<b>2292.00</b>	Jun23-Jul23	Jul23-Aug23	Aug23-Sep23	Sep23-Oct23	Oct23-Nov23	Nov23-Dec23	Dec23-Jan24	Jan24-Feb24	Feb24-Mar24	Mar24-Apr24	Apr24-May24	May24-Jun24
Nov23	<b>2294.75</b>	2.00c	3.00c	2.75c	2.25c	2.75c	2.75c	2.50c	1.75c	2.25c	3.00c	3.00c	2.75c
Dec23	<b>2297.50</b>												
Jan24	<b>2300.00</b>	Jul23	Aug23	Sep23	Oct23	Nov23	Dec23	Jan24	Feb24	Mar24	Apr24	May24	Jun24
Feb24	<b>2301.75</b>	2.00c	5.00c	7.75c	10.00c	12.75c	15.50c	18.00c	19.75c	22.00c	25.00c	28.00c	30.75c
Mar24	<b>2304.00</b>	Jul23	3.00c	5.75c	8.00c	10.75c	13.50c	16.00c	17.75c	20.00c	23.00c	26.00c	28.75c
Apr24	<b>2307.00</b>		Aug23	2.75c	5.00c	7.75c	10.50c	13.00c	14.75c	17.00c	20.00c	23.00c	25.75c
May24	<b>2310.00</b>			Sep23	2.25c	5.00c	7.75c	10.25c	12.00c	14.25c	17.25c	20.25c	23.00c
Jun24	<b>2312.75</b>				Oct23	2.75c	5.50c	8.00c	9.75c	12.00c	15.00c	18.00c	20.75c
						Nov23	2.75c	5.25c	7.00c	9.25c	12.25c	15.25c	18.00c
							Dec23	2.50c	4.25c	6.50c	9.50c	12.50c	15.25c
								Jan24	1.75c	4.00c	7.00c	10.00c	12.75c
									Feb24	2.25c	5.25c	8.25c	11.00c
										Mar24	3.00c	6.00c	8.75c
											Apr24	3.00c	5.75c
												May24	2.75c
													Jun24

Forward Curve



\*본 자료는 LME에서 공시하는 Valuation을 토대로 작성된 것으로 실제 거래 시의 스프레드와는 무관합니다.

\*\* Source: Reuters

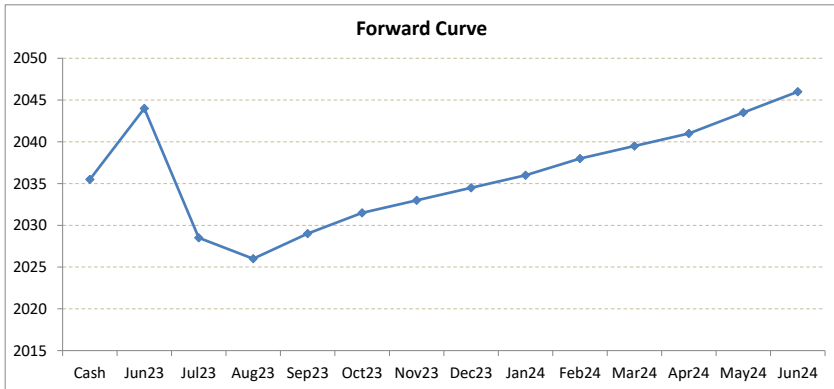
# LME Valuation - Lead

Cash - 3M: **7.50b**

Date: **2023-06-05**

**Cash 2035.50**  
**3M 2028.00**  
 Jun23 **2044.00**  
 Jul23 **2028.50**  
 Aug23 **2026.00**  
 Sep23 **2029.00**  
 Oct23 **2031.50**  
 Nov23 **2033.00**  
 Dec23 **2034.50**  
 Jan24 **2036.00**  
 Feb24 **2038.00**  
 Mar24 **2039.50**  
 Apr24 **2041.00**  
 May24 **2043.50**  
 Jun24 **2046.00**

	Cash-Jun23	Cash-Jul23	Cash-Aug23	Cash-Sep23	Cash-Oct23	Cash-Nov23	Cash-Dec23	Cash-Jan24	Cash-Feb24	Cash-Mar24	Cash-Apr24	Cash-May24
Cash	8.50c	7.00b	9.50b	6.50b	4.00b	2.50b	1.00b	0.50c	2.50c	4.00c	5.50c	8.00c
	Jun23-3M	Jul23-3M	Aug23-3M	3M-Sep23	3M-Oct23	3M-Nov23	3M-Dec23	3M-Jan24	3M-Feb24	3M-Mar24	3M-Apr24	3M-May24
3M	16.00b	0.50b	2.00c	1.00c	3.50c	5.00c	6.50c	8.00c	10.00c	11.50c	13.00c	15.50c
	Jun23-Jul23	Jul23-Aug23	Aug23-Sep23	Sep23-Oct23	Oct23-Nov23	Nov23-Dec23	Dec23-Jan24	Jan24-Feb24	Feb24-Mar24	Mar24-Apr24	Apr24-May24	May24-Jun24
3rd wed	15.50b	2.50b	3.00c	2.50c	1.50c	1.50c	1.50c	2.00c	1.50c	1.50c	2.50c	2.50c
	Jul23	Aug23	Sep23	Oct23	Nov23	Dec23	Jan24	Feb24	Mar24	Apr24	May24	Jun24
Jun23	15.50b	18.00b	15.00b	12.50b	11.00b	9.50b	8.00b	6.00b	4.50b	3.00b	0.50b	2.00c
Jul23		2.50b	0.50c	3.00c	4.50c	6.00c	7.50c	9.50c	11.00c	12.50c	15.00c	17.50c
Aug23			3.00c	5.50c	7.00c	8.50c	10.00c	12.00c	13.50c	15.00c	17.50c	20.00c
Sep23				3.00c	5.50c	7.00c	8.50c	10.00c	12.00c	13.50c	15.00c	17.50c
Oct23					2.50c	4.00c	5.50c	7.00c	9.00c	10.50c	12.00c	14.50c
Nov23						1.50c	3.00c	4.50c	6.50c	8.00c	9.50c	12.00c
Dec23							1.50c	3.00c	5.00c	6.50c	8.00c	10.50c
Jan24								2.00c	3.50c	5.00c	7.50c	10.00c
Feb24									1.50c	3.00c	5.50c	8.00c
Mar24										1.50c	4.00c	6.50c
Apr24											2.50c	5.00c
May24												2.50c
Jun24												



\*본 자료는 LME에서 공시하는 Valuation을 토대로 작성된 것으로 실제 거래 시의 스프레드와는 무관합니다.

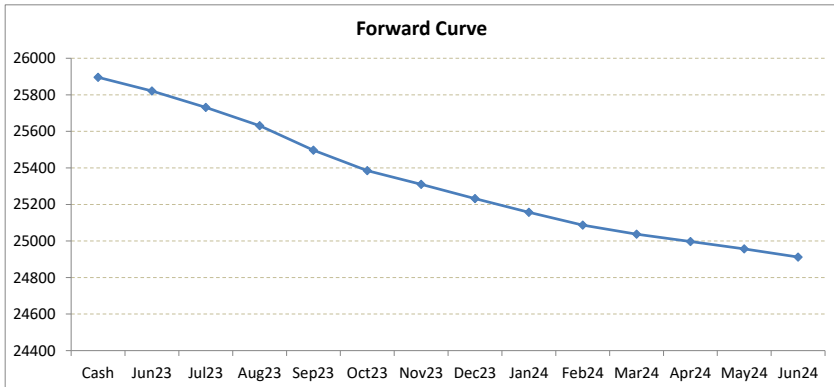
\*\* Source: Reuters

# LME Valuation - Tin

Cash - 3M: **331.00b**

Date: **2023-06-05**

	Cash-Jun23	Cash-Jul23	Cash-Aug23	Cash-Sep23	Cash-Oct23	Cash-Nov23	Cash-Dec23	Cash-Jan24	Cash-Feb24	Cash-Mar24	Cash-Apr24	Cash-May24			
<b>Cash</b>	<b>25896.00</b>														
<b>3M</b>	<b>25565.00</b>														
Jun23	<b>25821.00</b>														
Jul23	<b>25731.00</b>														
Aug23	<b>25631.00</b>														
Sep23	<b>25497.00</b>														
Oct23	<b>25385.00</b>														
Nov23	<b>25310.00</b>														
Dec23	<b>25232.00</b>														
Jan24	<b>25157.00</b>														
Feb24	<b>25087.00</b>														
Mar24	<b>25037.00</b>														
Apr24	<b>24997.00</b>														
May24	<b>24957.00</b>														
Jun24	<b>24912.00</b>														
	Cash-Jun23	Cash-Jul23	Cash-Aug23	Cash-Sep23	Cash-Oct23	Cash-Nov23	Cash-Dec23	Cash-Jan24	Cash-Feb24	Cash-Mar24	Cash-Apr24	Cash-May24			
Cash	75.00b	165.00b	265.00b	399.00b	511.00b	586.00b	664.00b	739.00b	809.00b	859.00b	899.00b	939.00b			
	Jun23-3M	Jul23-3M	Aug23-3M	3M-Sep23	3M-Oct23	3M-Nov23	3M-Dec23	3M-Jan24	3M-Feb24	3M-Mar24	3M-Apr24	3M-May24			
3M	256.00b	166.00b	66.00b	68.00b	180.00b	255.00b	333.00b	408.00b	478.00b	528.00b	568.00b	608.00b			
	Jun23-Jul23	Jul23-Aug23	Aug23-Sep23	Sep23-Oct23	Oct23-Nov23	Nov23-Dec23	Dec23-Jan24	Jan24-Feb24	Feb24-Mar24	Mar24-Apr24	Apr24-May24	May24-Jun24			
3rd wed	90.00b	100.00b	134.00b	112.00b	75.00b	78.00b	75.00b	70.00b	50.00b	40.00b	40.00b	45.00b			
	Jul23	Aug23	Sep23	Oct23	Nov23	Dec23	Jan24	Feb24	Mar24	Apr24	May24	Jun24			
Jun23	90.00b	190.00b	324.00b	436.00b	511.00b	589.00b	664.00b	734.00b	784.00b	824.00b	864.00b	909.00b			
	Jul23	Aug23	Sep23	Oct23	Nov23	Dec23	Jan24	Feb24	Mar24	Apr24	May24	Jun24			
Jul23		100.00b	234.00b	346.00b	421.00b	499.00b	574.00b	644.00b	694.00b	734.00b	774.00b	819.00b			
	Aug23	Sep23	Oct23	Nov23	Dec23	Jan24	Feb24	Mar24	Apr24	May24	Jun24				
Aug23			134.00b	246.00b	321.00b	399.00b	474.00b	544.00b	594.00b	634.00b	674.00b	719.00b			
	Sep23	Oct23	Nov23	Dec23	Jan24	Feb24	Mar24	Apr24	May24	Jun24					
Sep23				112.00b	187.00b	265.00b	340.00b	410.00b	460.00b	500.00b	540.00b	585.00b			
	Oct23	Nov23	Dec23	Jan24	Feb24	Mar24	Apr24	May24	Jun24						
Oct23					75.00b	153.00b	228.00b	298.00b	348.00b	388.00b	428.00b	473.00b			
	Nov23	Dec23	Jan24	Feb24	Mar24	Apr24	May24	Jun24							
Nov23									78.00b	153.00b	223.00b	273.00b	313.00b	353.00b	398.00b
	Dec23	Jan24	Feb24	Mar24	Apr24	May24	Jun24								
Dec23															
Jan24															
Feb24															
Mar24															
Apr24															
May24															
Jun24															



\*본 자료는 LME에서 공시하는 Valuation을 토대로 작성된 것으로 실제 거래 시의 스프레드와는 무관합니다.

\*\* Source: Reuters