

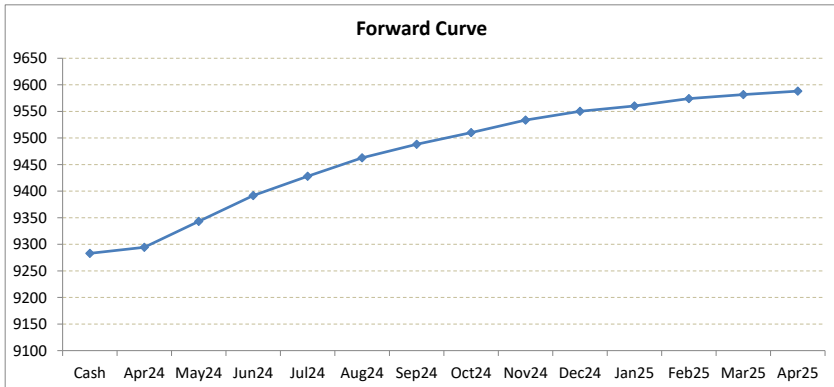
# LME Valuation - Copper

Cash - 3M: 134.50c

Date: 2024-04-09

**Cash 9283.00**  
**3M 9417.50**  
 Apr24 9294.28  
 May24 9343.24  
 Jun24 9391.68  
 Jul24 9428.03  
 Aug24 9462.68  
 Sep24 9488.18  
 Oct24 9510.18  
 Nov24 9533.68  
 Dec24 9550.18  
 Jan25 9560.18  
 Feb25 9574.18  
 Mar25 9581.68  
 Apr25 9588.18

	Cash-Apr24	Cash-May24	Cash-Jun24	Cash-Jul24	Cash-Aug24	Cash-Sep24	Cash-Oct24	Cash-Nov24	Cash-Dec24	Cash-Jan25	Cash-Feb25	Cash-Mar25
Cash	11.28c	60.24c	108.68c	145.03c	179.68c	205.18c	227.18c	250.68c	267.18c	277.18c	291.18c	298.68c
	Apr24-3M	May24-3M	Jun24-3M	3M-Jul24	3M-Aug24	3M-Sep24	3M-Oct24	3M-Nov24	3M-Dec24	3M-Jan25	3M-Feb25	3M-Mar25
3M	123.22c	74.26c	25.82c	10.53c	45.18c	70.68c	92.68c	116.18c	132.68c	142.68c	156.68c	164.18c
	Apr24-May24	May24-Jun24	Jun24-Jul24	Jul24-Aug24	Aug24-Sep24	Sep24-Oct24	Oct24-Nov24	Nov24-Dec24	Dec24-Jan25	Jan25-Feb25	Feb25-Mar25	Mar25-Apr25
3rd wed	48.96c	48.44c	36.35c	34.65c	25.50c	22.00c	23.50c	16.50c	10.00c	14.00c	7.50c	6.50c
	May24	Jun24	Jul24	Aug24	Sep24	Oct24	Nov24	Dec24	Jan25	Feb25	Mar25	Apr25
Apr24	48.96c	97.40c	133.75c	168.40c	193.90c	215.90c	239.40c	255.90c	265.90c	279.90c	287.40c	293.90c
	May24	Jun24	Jul24	Aug24	Sep24	Oct24	Nov24	Dec24	Jan25	Feb25	Mar25	Apr25
		48.44c	84.79c	119.44c	144.94c	166.94c	190.44c	206.94c	216.94c	230.94c	238.44c	244.94c
	Jun24	Jul24	Aug24	Sep24	Oct24	Nov24	Dec24	Jan25	Feb25	Mar25	Apr25	
		36.35c	71.00c	96.50c	118.50c	142.00c	158.50c	168.50c	182.50c	190.00c	196.50c	
	Jul24	Aug24	Sep24	Oct24	Nov24	Dec24	Jan25	Feb25	Mar25	Apr25		
		34.65c	60.15c	82.15c	105.65c	122.15c	132.15c	146.15c	153.65c	160.15c		
	Aug24	Sep24	Oct24	Nov24	Dec24	Jan25	Feb25	Mar25	Apr25			
		25.50c	47.50c	71.00c	87.50c	97.50c	111.50c	119.00c	125.50c			
	Sep24	Oct24	Nov24	Dec24	Jan25	Feb25	Mar25	Apr25				
		22.00c	45.50c	62.00c	72.00c	86.00c	93.50c	100.00c				
	Oct24	Nov24	Dec24	Jan25	Feb25	Mar25	Apr25					
		23.50c	40.00c	50.00c	64.00c	71.50c	78.00c					
	Nov24	Dec24	Jan25	Feb25	Mar25	Apr25						
		16.50c	26.50c	40.50c	48.00c	54.50c						
	Dec24	Jan25	Feb25	Mar25	Apr25							
		10.00c	24.00c	31.50c	38.00c							
	Jan25	Feb25	Mar25	Apr25								
		14.00c	21.50c	28.00c								
	Feb25	Mar25	Apr25									
		7.50c	14.00c									
	Mar25	Apr25										
		6.50c										



\*본 자료는 LME에서 공시하는 Valuation을 토대로 작성된 것으로 실제 거래 시의 스프레드와는 무관합니다.  
 \*\* Source: Reuters



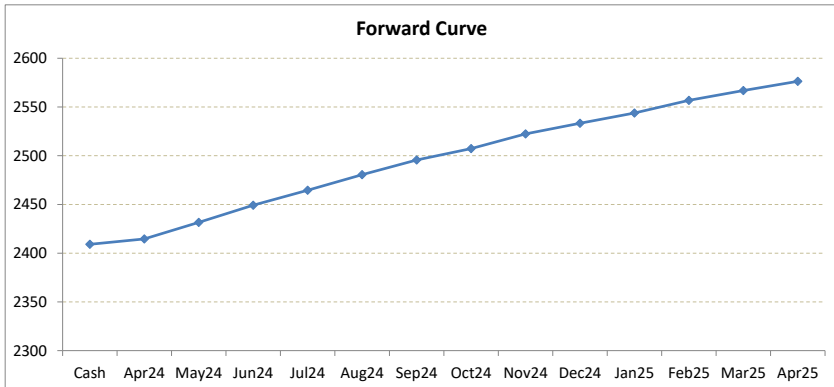
# LME Valuation - Aluminium

Cash - 3M: 50.90c

Date: 2024-04-09

**Cash 2409.10**  
**3M 2460.00**  
 Apr24 **2414.60**  
 May24 **2431.60**  
 Jun24 **2449.15**  
 Jul24 **2464.61**  
 Aug24 **2480.61**  
 Sep24 **2495.61**  
 Oct24 **2507.36**  
 Nov24 **2522.36**  
 Dec24 **2533.36**  
 Jan25 **2543.86**  
 Feb25 **2556.86**  
 Mar25 **2566.86**  
 Apr25 **2576.36**

	Cash-Apr24	Cash-May24	Cash-Jun24	Cash-Jul24	Cash-Aug24	Cash-Sep24	Cash-Oct24	Cash-Nov24	Cash-Dec24	Cash-Jan25	Cash-Feb25	Cash-Mar25
Cash	5.50c	22.50c	40.05c	55.51c	71.51c	86.51c	98.26c	113.26c	124.26c	134.76c	147.76c	157.76c
	Apr24-3M	May24-3M	Jun24-3M	3M-Jul24	3M-Aug24	3M-Sep24	3M-Oct24	3M-Nov24	3M-Dec24	3M-Jan25	3M-Feb25	3M-Mar25
3M	45.40c	28.40c	10.85c	4.61c	20.61c	35.61c	47.36c	62.36c	73.36c	83.86c	96.86c	106.86c
	Apr24-May24	May24-Jun24	Jun24-Jul24	Jul24-Aug24	Aug24-Sep24	Sep24-Oct24	Oct24-Nov24	Nov24-Dec24	Dec24-Jan25	Jan25-Feb25	Feb25-Mar25	Mar25-Apr25
3rd wed	17.00c	17.55c	15.46c	16.00c	15.00c	11.75c	15.00c	11.00c	10.50c	13.00c	10.00c	9.50c
	May24	Jun24	Jul24	Aug24	Sep24	Oct24	Nov24	Dec24	Jan25	Feb25	Mar25	Apr25
Apr24	17.00c	34.55c	50.01c	66.01c	81.01c	92.76c	107.76c	118.76c	129.26c	142.26c	152.26c	161.76c
	May24	17.55c	33.01c	49.01c	64.01c	75.76c	90.76c	101.76c	112.26c	125.26c	135.26c	144.76c
		Jun24	15.46c	31.46c	46.46c	58.21c	73.21c	84.21c	94.71c	107.71c	117.71c	127.21c
			Jul24	16.00c	31.00c	42.75c	57.75c	68.75c	79.25c	92.25c	102.25c	111.75c
				Aug24	15.00c	26.75c	41.75c	52.75c	63.25c	76.25c	86.25c	95.75c
					Sep24	11.75c	26.75c	37.75c	48.25c	61.25c	71.25c	80.75c
						Oct24	15.00c	26.00c	36.50c	49.50c	59.50c	69.00c
							Nov24	11.00c	21.50c	34.50c	44.50c	54.00c
								Dec24	10.50c	23.50c	33.50c	43.00c
									Jan25	13.00c	23.00c	32.50c
										Feb25	10.00c	19.50c
											Mar25	9.50c
												Apr25



\*본 자료는 LME에서 공시하는 Valuation을 토대로 작성된 것으로 실제 거래 시의 스프레드와는 무관합니다.  
 \*\* Source: Reuters



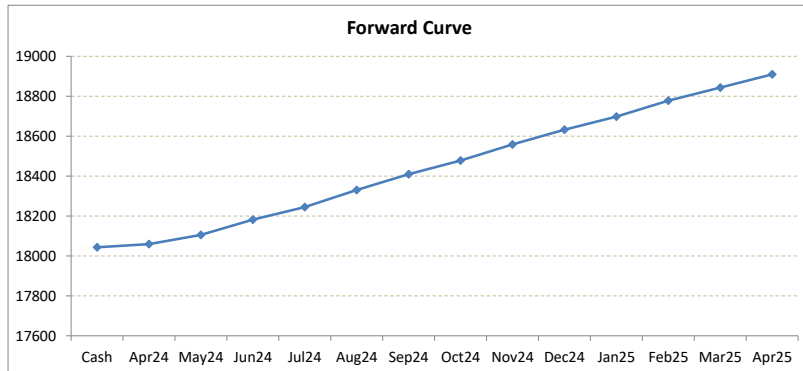
# LME Valuation - Nickel

Cash - 3M: 175.73c

Date: 2024-04-09

**Cash 18043.27**  
**3M 18219.00**  
 Apr24 **18059.27**  
 May24 **18105.67**  
 Jun24 **18181.80**  
 Jul24 **18244.58**  
 Aug24 **18330.58**  
 Sep24 **18409.58**  
 Oct24 **18477.58**  
 Nov24 **18558.58**  
 Dec24 **18632.58**  
 Jan25 **18697.58**  
 Feb25 **18777.58**  
 Mar25 **18843.58**  
 Apr25 **18909.58**

	Cash-Apr24	Cash-May24	Cash-Jun24	Cash-Jul24	Cash-Aug24	Cash-Sep24	Cash-Oct24	Cash-Nov24	Cash-Dec24	Cash-Jan25	Cash-Feb25	Cash-Mar25	
Cash	16.00c	62.40c	138.53c	201.31c	287.31c	366.31c	434.31c	515.31c	589.31c	654.31c	734.31c	800.31c	
	Apr24-3M	May24-3M	Jun24-3M	3M-Jul24	3M-Aug24	3M-Sep24	3M-Oct24	3M-Nov24	3M-Dec24	3M-Jan25	3M-Feb25	3M-Mar25	
3M	159.73c	113.33c	37.20c	25.58c	111.58c	190.58c	258.58c	339.58c	413.58c	478.58c	558.58c	624.58c	
	Apr24-May24	May24-Jun24	Jun24-Jul24	Jul24-Aug24	Aug24-Sep24	Sep24-Oct24	Oct24-Nov24	Nov24-Dec24	Dec24-Jan25	Jan25-Feb25	Feb25-Mar25	Mar25-Apr25	
3rd wed	46.40c	76.13c	62.78c	86.00c	79.00c	68.00c	81.00c	74.00c	65.00c	80.00c	66.00c	66.00c	
	May24	Jun24	Jul24	Aug24	Sep24	Oct24	Nov24	Dec24	Jan25	Feb25	Mar25	Apr25	
Apr24	46.40c	122.53c	185.31c	271.31c	350.31c	418.31c	499.31c	573.31c	638.31c	718.31c	784.31c	850.31c	
	May24	Jun24	Jul24	Aug24	Sep24	Oct24	Nov24	Dec24	Jan25	Feb25	Mar25	Apr25	
May24		76.13c	138.91c	224.91c	303.91c	371.91c	452.91c	526.91c	591.91c	671.91c	737.91c	803.91c	
	Jun24	Jul24	Aug24	Sep24	Oct24	Nov24	Dec24	Jan25	Feb25	Mar25	Apr25		
Jun24			62.78c	148.78c	227.78c	295.78c	376.78c	450.78c	515.78c	595.78c	661.78c	727.78c	
	Jul24	Aug24	Sep24	Oct24	Nov24	Dec24	Jan25	Feb25	Mar25	Apr25			
Jul24				86.00c	165.00c	233.00c	314.00c	388.00c	453.00c	533.00c	599.00c	665.00c	
	Aug24	Sep24	Oct24	Nov24	Dec24	Jan25	Feb25	Mar25	Apr25				
Aug24					79.00c	147.00c	228.00c	302.00c	367.00c	447.00c	513.00c	579.00c	
	Sep24	Oct24	Nov24	Dec24	Jan25	Feb25	Mar25	Apr25					
Sep24						68.00c	149.00c	223.00c	288.00c	368.00c	434.00c	500.00c	
	Oct24	Nov24	Dec24	Jan25	Feb25	Mar25	Apr25						
Oct24							81.00c	155.00c	220.00c	300.00c	366.00c	432.00c	
	Nov24	Dec24	Jan25	Feb25	Mar25	Apr25							
Nov24								74.00c	139.00c	219.00c	285.00c	351.00c	
	Dec24	Jan25	Feb25	Mar25	Apr25								
Dec24									65.00c	145.00c	211.00c	277.00c	
	Jan25	Feb25	Mar25	Apr25									
Jan25										80.00c	146.00c	212.00c	
	Feb25	Mar25	Apr25										
Feb25											66.00c	132.00c	
	Mar25	Apr25											
Mar25												66.00c	
	Apr25												
Apr25													66.00c



\*본 자료는 LME에서 공시하는 Valuation을 토대로 작성된 것으로 실제 거래 시의 스프레드와는 무관합니다.

\*\* Source: Reuters

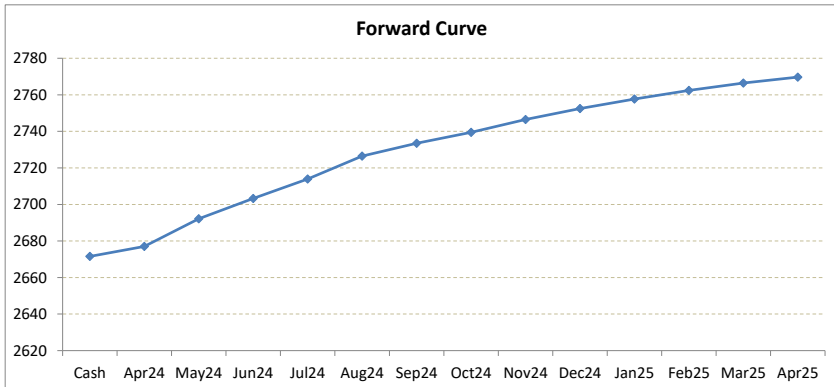
# LME Valuation - Zinc

Cash - 3M: 37.94c

Date: 2024-04-09

**Cash** 2671.56  
**3M** 2709.50  
 Apr24 2677.01  
 May24 2692.17  
 Jun24 2703.30  
 Jul24 2713.95  
 Aug24 2726.45  
 Sep24 2733.45  
 Oct24 2739.45  
 Nov24 2746.45  
 Dec24 2752.45  
 Jan25 2757.70  
 Feb25 2762.45  
 Mar25 2766.45  
 Apr25 2769.70

	Cash-Apr24	Cash-May24	Cash-Jun24	Cash-Jul24	Cash-Aug24	Cash-Sep24	Cash-Oct24	Cash-Nov24	Cash-Dec24	Cash-Jan25	Cash-Feb25	Cash-Mar25
Cash	5.45c	20.61c	31.74c	42.39c	54.89c	61.89c	67.89c	74.89c	80.89c	86.14c	90.89c	94.89c
	Apr24-3M	May24-3M	Jun24-3M	3M-Jul24	3M-Aug24	3M-Sep24	3M-Oct24	3M-Nov24	3M-Dec24	3M-Jan25	3M-Feb25	3M-Mar25
3M	32.49c	17.33c	6.20c	4.45c	16.95c	23.95c	29.95c	36.95c	42.95c	48.20c	52.95c	56.95c
	Apr24-May24	May24-Jun24	Jun24-Jul24	Jul24-Aug24	Aug24-Sep24	Sep24-Oct24	Oct24-Nov24	Nov24-Dec24	Dec24-Jan25	Jan25-Feb25	Feb25-Mar25	Mar25-Apr25
3rd wed	15.16c	11.13c	10.65c	12.50c	7.00c	6.00c	7.00c	6.00c	5.25c	4.75c	4.00c	3.25c
	May24	Jun24	Jul24	Aug24	Sep24	Oct24	Nov24	Dec24	Jan25	Feb25	Mar25	Apr25
Apr24	15.16c	26.29c	36.94c	49.44c	56.44c	62.44c	69.44c	75.44c	80.69c	85.44c	89.44c	92.69c
	May24	11.13c	21.78c	34.28c	41.28c	47.28c	54.28c	60.28c	65.53c	70.28c	74.28c	77.53c
		Jun24	10.65c	23.15c	30.15c	36.15c	43.15c	49.15c	54.40c	59.15c	63.15c	66.40c
			Jul24	12.50c	19.50c	25.50c	32.50c	38.50c	43.75c	48.50c	52.50c	55.75c
				Aug24	7.00c	13.00c	20.00c	26.00c	31.25c	36.00c	40.00c	43.25c
					Sep24	6.00c	13.00c	19.00c	24.25c	29.00c	33.00c	36.25c
						Oct24	7.00c	13.00c	18.25c	23.00c	27.00c	30.25c
							Nov24	6.00c	11.25c	16.00c	20.00c	23.25c
								Dec24	5.25c	10.00c	14.00c	17.25c
									Jan25	4.75c	8.75c	12.00c
										Feb25	4.00c	7.25c
											Mar25	3.25c
												Apr25



\*본 자료는 LME에서 공시하는 Valuation을 토대로 작성된 것으로 실제 거래 시의 스프레드와는 무관합니다.  
 \*\* Source: Reuters



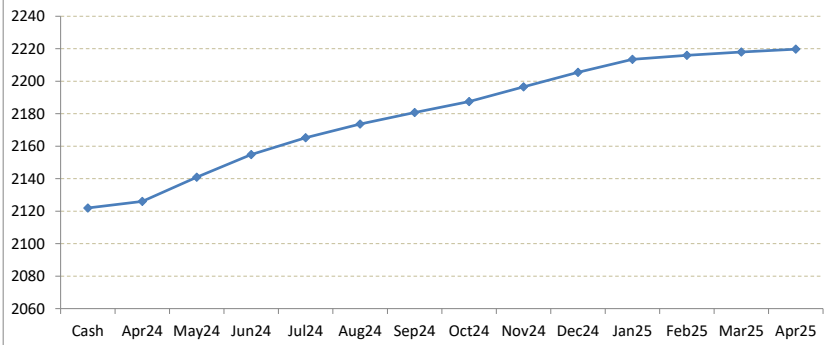
# LME Valuation - Lead

Cash - 3M: 39.03c

Date: 2024-04-09

<b>Cash</b>	<b>2121.97</b>	Cash-Apr24	Cash-May24	Cash-Jun24	Cash-Jul24	Cash-Aug24	Cash-Sep24	Cash-Oct24	Cash-Nov24	Cash-Dec24	Cash-Jan25	Cash-Feb25	Cash-Mar25	
<b>3M</b>	<b>2161.00</b>	4.00c	18.91c	32.89c	43.27c	51.67c	58.77c	65.52c	74.52c	83.52c	91.52c	94.02c	96.02c	
Apr24	<b>2125.97</b>													
May24	<b>2140.88</b>	Apr24-3M	May24-3M	Jun24-3M	3M-Jul24	3M-Aug24	3M-Sep24	3M-Oct24	3M-Nov24	3M-Dec24	3M-Jan25	3M-Feb25	3M-Mar25	
Jun24	<b>2154.86</b>	35.03c	20.12c	6.14c	4.24c	12.64c	19.74c	26.49c	35.49c	44.49c	52.49c	54.99c	56.99c	
Jul24	<b>2165.24</b>													
Aug24	<b>2173.64</b>	Apr24-May24	May24-Jun24	Jun24-Jul24	Jul24-Aug24	Aug24-Sep24	Sep24-Oct24	Oct24-Nov24	Nov24-Dec24	Dec24-Jan25	Jan25-Feb25	Feb25-Mar25	Mar25-Apr25	
Sep24	<b>2180.74</b>	3rd wed	14.91c	13.98c	10.38c	8.40c	7.10c	6.75c	9.00c	9.00c	8.00c	2.50c	2.00c	1.75c
Oct24	<b>2187.49</b>													
Nov24	<b>2196.49</b>	May24	Jun24	Jul24	Aug24	Sep24	Oct24	Nov24	Dec24	Jan25	Feb25	Mar25	Apr25	
Dec24	<b>2205.49</b>	Apr24	14.91c	28.89c	39.27c	47.67c	54.77c	61.52c	70.52c	79.52c	87.52c	90.02c	92.02c	93.77c
Jan25	<b>2213.49</b>	May24	13.98c	24.36c	32.76c	39.86c	46.61c	55.61c	64.61c	72.61c	75.11c	77.11c	78.86c	
Feb25	<b>2215.99</b>	Jun24	10.38c	18.78c	25.88c	32.63c	41.63c	50.63c	58.63c	61.13c	63.13c	64.88c		
Mar25	<b>2217.99</b>	Jul24	8.40c	15.50c	22.25c	31.25c	40.25c	48.25c	50.75c	52.75c	54.50c			
Apr25	<b>2219.74</b>	Aug24	7.10c	13.85c	22.85c	31.85c	39.85c	42.35c	44.35c	46.10c				
		Sep24	6.75c	15.75c	24.75c	32.75c	35.25c	37.25c	39.00c					
		Oct24	9.00c	18.00c	26.00c	28.50c	30.50c	32.25c						
		Nov24	9.00c	17.00c	19.50c	21.50c	23.25c							
		Dec24	8.00c	10.50c	12.50c	14.25c								
		Jan25	2.50c	4.50c	6.25c									
		Feb25	2.00c	3.75c										
		Mar25	1.75c											
		Apr25												

Forward Curve



\*본 자료는 LME에서 공시하는 Valuation을 토대로 작성된 것으로 실제 거래 시의 스프레드와는 무관합니다.

\*\* Source: Reuters

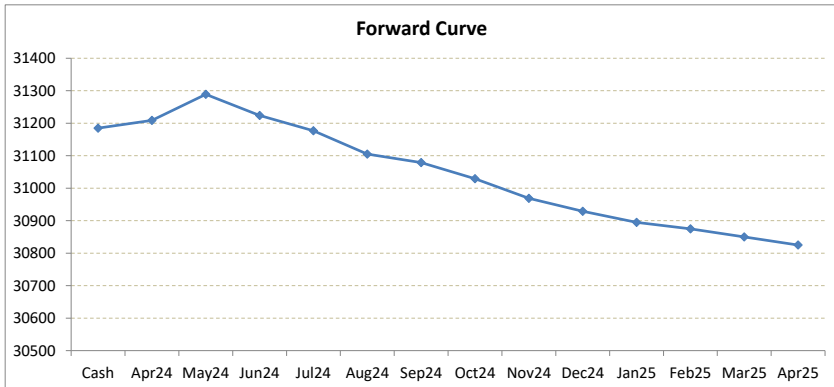
# LME Valuation - Tin

Cash - 3M: **26.00b**

Date: **2024-04-09**

**Cash 31185.00**  
**3M 31159.00**  
 Apr24 **31209.00**  
 May24 **31289.00**  
 Jun24 **31224.00**  
 Jul24 **31176.78**  
 Aug24 **31105.00**  
 Sep24 **31079.00**  
 Oct24 **31029.00**  
 Nov24 **30969.00**  
 Dec24 **30929.00**  
 Jan25 **30895.00**  
 Feb25 **30875.00**  
 Mar25 **30850.00**  
 Apr25 **30825.00**

	Cash-Apr24	Cash-May24	Cash-Jun24	Cash-Jul24	Cash-Aug24	Cash-Sep24	Cash-Oct24	Cash-Nov24	Cash-Dec24	Cash-Jan25	Cash-Feb25	Cash-Mar25
Cash	24.00c	104.00c	39.00c	8.22b	80.00b	106.00b	156.00b	216.00b	256.00b	290.00b	310.00b	335.00b
	Apr24-3M	May24-3M	Jun24-3M	3M-Jul24	3M-Aug24	3M-Sep24	3M-Oct24	3M-Nov24	3M-Dec24	3M-Jan25	3M-Feb25	3M-Mar25
3M	50.00b	130.00b	65.00b	17.78c	54.00b	80.00b	130.00b	190.00b	230.00b	264.00b	284.00b	309.00b
	Apr24-May24	May24-Jun24	Jun24-Jul24	Jul24-Aug24	Aug24-Sep24	Sep24-Oct24	Oct24-Nov24	Nov24-Dec24	Dec24-Jan25	Jan25-Feb25	Feb25-Mar25	Mar25-Apr25
3rd wed	80.00c	65.00b	47.22b	71.78b	26.00b	50.00b	60.00b	40.00b	34.00b	20.00b	25.00b	25.00b
	May24	Jun24	Jul24	Aug24	Sep24	Oct24	Nov24	Dec24	Jan25	Feb25	Mar25	Apr25
Apr24	80.00c	15.00c	32.22b	104.00b	130.00b	180.00b	240.00b	280.00b	314.00b	334.00b	359.00b	384.00b
	May24	Jun24	Jul24	Aug24	Sep24	Oct24	Nov24	Dec24	Jan25	Feb25	Mar25	Apr25
May24		65.00b	112.22b	184.00b	210.00b	260.00b	320.00b	360.00b	394.00b	414.00b	439.00b	464.00b
Jun24			47.22b	119.00b	145.00b	195.00b	255.00b	295.00b	329.00b	349.00b	374.00b	399.00b
Jul24				71.78b	97.78b	147.78b	207.78b	247.78b	281.78b	301.78b	326.78b	351.78b
Aug24					26.00b	76.00b	136.00b	176.00b	210.00b	230.00b	255.00b	280.00b
Sep24						50.00b	110.00b	150.00b	184.00b	204.00b	229.00b	254.00b
Oct24							60.00b	100.00b	134.00b	154.00b	179.00b	204.00b
Nov24								40.00b	74.00b	94.00b	119.00b	144.00b
Dec24									34.00b	54.00b	79.00b	104.00b
Jan25										20.00b	45.00b	70.00b
Feb25											25.00b	50.00b
Mar25												25.00b
Apr25												



\*본 자료는 LME에서 공시하는 Valuation을 토대로 작성된 것으로 실제 거래 시의 스프레드와는 무관합니다.  
 \*\* Source: Reuters

